

Monthly Fund Update  
30/12/2025

Accumulation Class



Risk Level

Low 1 2 3 4 5 **6** 7 8 8+ High

**Fund Type :** Open-end Equity Fund, Feeder Fund, Foreign Investment Fund

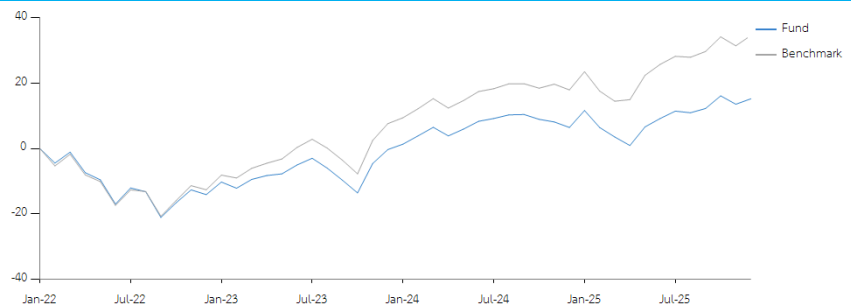
**Investment Policy :** The fund's policy is mainly to invest solely in USD-denominated C share class of the Schroder International Selection Fund Global Sustainable Growth (master fund), averaging at least 80% of NAV during the financial year.

**Dividend Policy :** No dividend

#### Fund Details

|                    |   |
|--------------------|---|
| AIMC Category      | Global Equity   |
| Registered Date    | 10/02/2022  |
| Registered Capital | 3,000 Million Baht                                    |
| Net Asset Value    | 462,082,741.85 Baht                                   |
| NAV / Unit         | 11.5211 Baht  |
| Trustee            | The Hongkong and Shanghai Banking Corporation Limited |
| Registrar          | Krung Thai Asset Management PCL.                      |

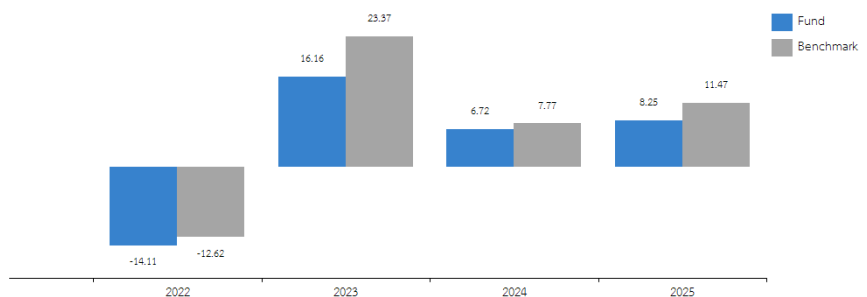
#### Cumulative Performance over 5 years (%)



#### Benchmark

The benchmark is the performance of the master fund adjusted for foreign exchange risk hedging costs conversion into Thai Baht at approximately 80%, and conversion into Thai Baht at approximately 20%

#### Calendar Year Performance



#### Unit purchase and redemption

##### Purchase

Every business day of the fund from 8:30 a.m. to 3:30 p.m.

Minimum Initial Purchase

1 baht

Minimum Subsequent Purchase

1 baht

##### Redemption date

Every business day of the fund from 8:30 a.m. to 3:30 p.m.

Minimum Redemption Amount

None

Minimum Redemption Unit

None

Minimum Balance

None

Settlement Period

T+4 (excluding foreign business holidays)

#### Trailing Return

|           | Return (%) |          |       | Annualized Return (% p.a.) |         |         |          |                 |
|-----------|------------|----------|-------|----------------------------|---------|---------|----------|-----------------|
|           | 3 Months   | 6 Months | YTD   | 1 Year                     | 3 Years | 5 Years | 10 Years | Since Inception |
| Fund      | 2.64       | 5.53     | 8.25  | 8.25                       | 10.28   | -       | -        | 3.71            |
| Benchmark | 3.79       | 7.04     | 11.47 | 11.47                      | 13.98   | -       | -        | 6.86            |

#### Standard Deviation

|           | Standard Deviation (% p.a.) |          |       |        |         |         |          |                 |
|-----------|-----------------------------|----------|-------|--------|---------|---------|----------|-----------------|
|           | 3 Months                    | 6 Months | YTD   | 1 Year | 3 Years | 5 Years | 10 Years | Since Inception |
| Fund      | 14.14                       | 12.90    | 17.55 | 17.55  | 15.28   | -       | -        | 17.62           |
| Benchmark | 14.42                       | 13.20    | 17.79 | 17.79  | 15.68   | -       | -        | 18.06           |

Past performance is not a guarantee of future results.

The fund performance document is prepared in accordance with AIMC standards.


Risk Level 6 = Equity Fund , The Fund has net exposure to equity by averaging accounting period with no less than 80 percent.

Investments contain risks; investors must examine details carefully before making an investment decision.  
Investors may submit inquiries or request a prospectus or fund's terms and conditions from KTAM and selling agents (if any) or [www.ktam.co.th](http://www.ktam.co.th)

For more information , request the prospectus  
Krung Thai Asset Management PCL  
Tel. 0-2686-6100 Fax. 0-2670-0430  
[Callcenter@ktam.co.th](mailto:Callcenter@ktam.co.th)

Monthly Fund Update  
30/12/2025

Accumulation Class

| Main Risks  |   | Asset Allocation Chart (% of NAV)  |                             |
|---|---|--|-----------------------------|
| Market Risk   |   |  |                             |
| Business Risk   |   |  |                             |
| Concentration Risk  |   |  |                             |
| Country Risk  |   |  |                             |
| Currency Risk   |   |  |                             |
| Derivative Risk   |   |  |                             |
| Counterparty Risk   |   |  |                             |
| Credit Risk   |   |  |                             |
| Liquidity Risk  |   |  |                             |
| Repatriation Risk   |   |  |                             |
| Re-investment risk to switch master fund  |   | *Foreign exposure 96.89 % NAV  |                             |
| Expenses charged to the fund (% p.a. of NAV)                                      |   | Top 5 holdings   |                             |
| Management Fee  | Not exceeding 2.14 (Currently charge 0.8025)    | Assets   | (% NAV)                     |
| Trustee fee   | Not exceeding 0.214 (Currently charge 0.025145) | Unit Trust Schroder ISF Global Sustainable Growth Fund                             | 96.57                       |
| Registrar Fee   | Not exceeding 0.535 (Currently charge 0.214)    | Investment in other funds more than 20% (domestic funds and/or foreign funds)      |                             |
| *Rates shown include VAT, special business tax, and other similar taxes (if any). |   | Fund Name : Unit Trust Schroder ISF Global Sustainable Growth Fund                 | ISIN code : LU0557290854    |
|   |   |  | Bloomberg code : SGDWDCA LX |
|   |   | *For more information please refer to the fund's prospectus and fund fact sheet    |                             |
| Fees Charged to the Unitholder (% of Transaction Amount)                          |   |  |                             |
| Front End Fee   | Not exceeding 3.21 (Currently charge 1.50)      |  |                             |
| Back End Fee  | Not exceeding 3.21 (Currently Waived)           |  |                             |
| Switching Fee   |   |  |                             |
| - Switch Out Fee  | Not exceeding 3.21 (Currently Waived)           |  |                             |
| - Switch In Fee   | Not exceeding 3.21 (Currently charge 1.50)      |  |                             |
| *Rates shown include VAT, special business tax, and other similar taxes (if any). |   |  |                             |

Investments contain risks; investors must examine details carefully before making an investment decision.

Investors may submit inquiries or request a prospectus or fund's terms and conditions from KTAM and selling agents (if any) or [www.ktam.co.th](http://www.ktam.co.th)

For more information , request the prospectus

Krung Thai Asset Management PCL

Tel. 0-2686-6100 Fax. 0-2670-0430